

Produced by the U.S. Geological Survey
Revised by the U.S. Forest Service

Topography compiled 1975. Planimetry derived from imagery taken 1975
Public Land Survey System and survey control current as of 1996. Partial
field check by U.S. Forest Service 1994

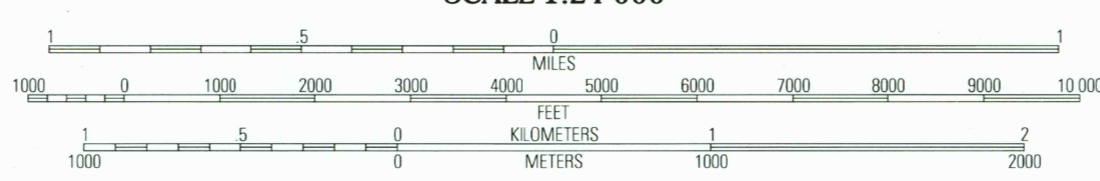
North American Datum of 1927 (NAD 27). Projection and 10 000-foot ticks
Colorado coordinate system, central zone (Lambert conformal conic)
Blue 1000-meter Universal Transverse Mercator ticks, zone 13

North American Datum of 1983 (NAD 83) is shown by dashed corner ticks. The values of the shift between NAD 27 and NAD 83 for 7.5-minute intersections are obtainable from National Geodetic Survey NADCON software.

Non-National Forest System lands within the National Forest Inholdings may exist in other National or State reservations

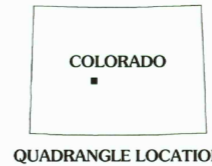
This map is not a legal land line or ownership document. Public lands are subject to change and leasing, and may have access restrictions; check with local offices. Obtain permission before entering private lands

UTM GRID AND 1998 MAGNETIC DECLINATION AT CENTRAL POINT



CONTOUR INTERVAL 40 FEET
NATIONAL GEODETIC VERTICAL DATUM OF 1929
TO CONVERT FEET TO METERS MULTIPLY BY 0.3048







THIS MAP COMPLIES WITH NATIONAL MAP ACCURACY STANDARDS
FOR SALE BY U.S. GEOLOGICAL SURVEY, P.O. BOX 25286, DENVER, COLORADO 80225
A FOLDER DESCRIBING TOPOGRAPHIC MAPS AND SYMBOLS IS AVAILABLE ON REQUEST



1	2	3	1 Tincup
4		5	2 Mount Yale
6	7	8	3 Buena Vista
			4 Cumberland
			5 Mount Ant
			6 Whitepine
			7 Garfield
			8 Maysville

ADJOINING 7.5° QUADRANGLES

HIGHWAYS AND ROADS

Interstate	5	Primary highway	
U. S.	101	Secondary highway	
State	79	Light-duty road	
County	6	Composition: Unspecified	
National Forest, suitable for passenger cars	105	Paved	
	61	Gravel	
		Dirt	4W
National Forest, suitable for full clearance vehicles	102	Unimproved; 4 wheel drive	 4W
		Trail	
		Gate; Barrier	

SAINT ELMO, CO
1994
NIMA 4761 III NE - SERIES V877