

0 000  
T

(CLARK)



AUG 12 1955



APPROXIMATE MEAN DECLINATION, 1953



MISSOURI

ROAD CLASSIFICATION

Heavy-duty	<b>4 LANE 16 LANE</b>	Light-duty	
Medium-duty	 <b>4 LANE 16 LANE</b>	Unimproved dirt	

 U. S. Route       State Route

*Historical File  
Topographic Division*

3240