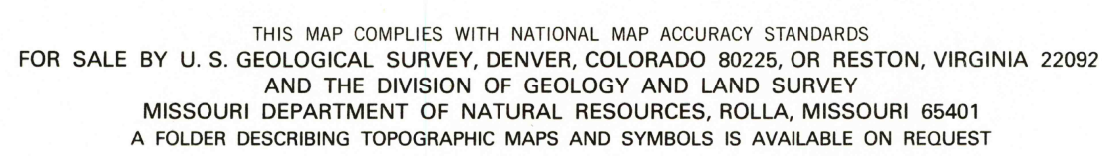





There may be private inholdings within the boundaries of the National or State reservations shown on this map



Heavy-duty \_\_\_\_\_ Light-duty \_\_\_\_\_  
Medium-duty \_\_\_\_\_ Unimproved dirt \_\_\_\_\_

 Interstate Route  U. S. Route  State Route



1965  
PHOTOREVISED 1980  
DMA 7760 I SE—SERIES V879