










Snively Basin	Iowa Flats	Horn Rapids Dam
Snipes Creek	Corral Canyon	Benton City
Whitstran	Whitstran NE	Webber Canyon

ADJOINING 7.5' QUADRANGLES

ROAD CLASSIFICATION

Expressway		Local Connector	
Secondary Hwy		Local Road	
Ramp		4WD	

 Interstate Route  US Route  State Route

CORRAL CANYON, WA
2013

