




ROAD CLASSIFICATION

Expressway		Local Connector	
Secondary Hwy		Local Road	
Ramp		4WD	

 Interstate Route  US Route  State Route

1	2	3
4		5
6	7	8

1 McDonald SW
 2 McDonald
 3 Beardsley
 4 Dewey Ranch NW
 5 Chardon NW
 6 Dewey Ranch SW
 7 Dewey Ranch SE
 8 Chardon SW

ADJOINING QUADRANGLES

DEWEY RANCH, KS
2015