







1	2	3	1 Vine Creek
4		5	2 Manchester
6	7	8	3 Buckeye




ADJOINING QUADRANGLES

- 4 Niles
- 5 Abilene
- 6 Kipp
- 7 Holland
- 8 Abilene SW

### ROAD CLASSIFICATION

Expressway		Local Connector	
Secondary Hwy		Local Road	
Ramp		4WD	

	Interstate Route		US Route		State Route
---	------------------	---	----------	---	-------------

SOLOMON, KS  
2015

