










ROAD CLASSIFICATION

Expressway		Local Connector	
Secondary Hwy		Local Road	
Ramp		4WD	

 Interstate Route  US Route  State Route

1	2	3	1 Shullsburg
4		5	2 Apple River
6	7	8	3 South Wayne
			4 Scales Mound East
			5 Warren
			6 Elizabeth
			7 Stockton
			8 Kent

ADJOINING QUADRANGLES

ELIZABETH NE, IL
2015

