

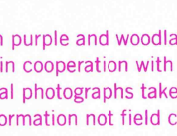
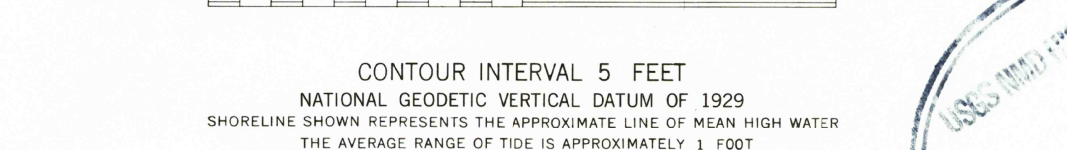

UNITED STATES
DEPARTMENT OF COMMERCE
COAST AND GEODETIC SURVEY

4938 / SW
(EDEN)



No distinction is made between dwellings, barns, commercial and industrial buildings

There may be private inholdings within the boundaries of the National or State reservations shown on this map



PALM CITY, FLA
27080-B3-TF-024

1948
PHOTOREVISED 1983
DMA 4938 III NE-SERIES V847