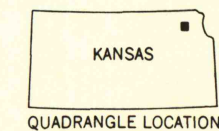






APPROXIMATE MAGNETIC DECLINATION. 1



ROAD CLASSIFICATION

Heavy-duty		Light-duty	
Medium-duty		Unimproved dirt	

 U.S. Route  State Route

HORTON NW, KANS.
N3937.5—W9537.5/7.5

1960

MAP AND AIR PHOTO LIBRARY
University of Wisconsin