






1	2	3	1 Long Draw South
4		5	2 Achilles SE
6	7	8	3 Selden SW

ADJOINING QUADRANGLES

4 Gem
5 Rexford
6 Mingo
7 Halford
8 Menlo

ROAD CLASSIFICATION

Expressway		Local Connector	
Secondary Hwy		Local Road	
Ramp		4WD	

 Interstate Route  US Route  State Route

BRETON, KS
2015

