










1	2	3
4		5
6	7	8

ADJOINING QUADRANGLES

- 1 Vesper
- 2 Lincoln
- 3 Shady Bend
- 4 Wilson NE
- 5 Westfall
- 6 Black Wolf
- 7 Westfall SW
- 8 Westfall SE

ROAD CLASSIFICATION

Expressway		Local Connector	
Secondary Hwy		Local Road	
Ramp		4WD	

 Interstate Route  US Route  State Route

WESTFALL NW, KS
2015

