










1	2	3
4		5
6	7	8

ADJOINING QUADRANGLES

- 1 Idana
- 2 Clay Center SW
- 3 Clay Center SE
- 4 Longford
- 5 Wakefield
- 6 Manchester
- 7 Buckeye
- 8 Upland

ROAD CLASSIFICATION

Expressway		Local Connector	
Secondary Hwy		Local Road	
Ramp		4WD	

 Interstate Route  US Route  State Route

INDUSTRY, KS
2015