










1	2	3	1 Washington NW
4		5	2 Washington NE
6	7	8	3 Hanover West

4 Morrowville
5 Hanover SW
6 Palmer
7 Linn
8 Greenleaf

ADJOINING QUADRANGLES

ROAD CLASSIFICATION

Expressway		Local Connector	
Secondary Hwy		Local Road	
Ramp		4WD	

 Interstate Route  US Route  State Route

WASHINGTON, KS
2015