













### ROAD CLASSIFICATION

Expressway		Local Connector	
Secondary Hwy		Local Road	
Ramp		4WD	

 Interstate Route	 US Route	 State Route
 FS Primary Route	 FS Passenger Route	 FS High Clearance Route

Check with local Forest Service unit for current travel conditions and restrictions.

ELEVENMILE CREEK, ID  
2013

