










ROAD CLASSIFICATION

Expressway		Local Connector	
Secondary Hwy		Local Road	
Ramp		4WD	

 Interstate Route  US Route  State Route

1	2	3	1 Lost Creek Butte NW
4		5	2 Lost Creek Butte
6	7	8	3 Hansen Lake

ADJOINING QUADRANGLES

1	2	3	4 Lost Creek Butte SW
4		5	5 Monument Lake
6	7	8	6 Red Desert NW

1	2	3	7 Red Desert
4		5	8 Wamsutter
6	7	8	

DENNISON CAP, WY
2015

